


TYLÖ®



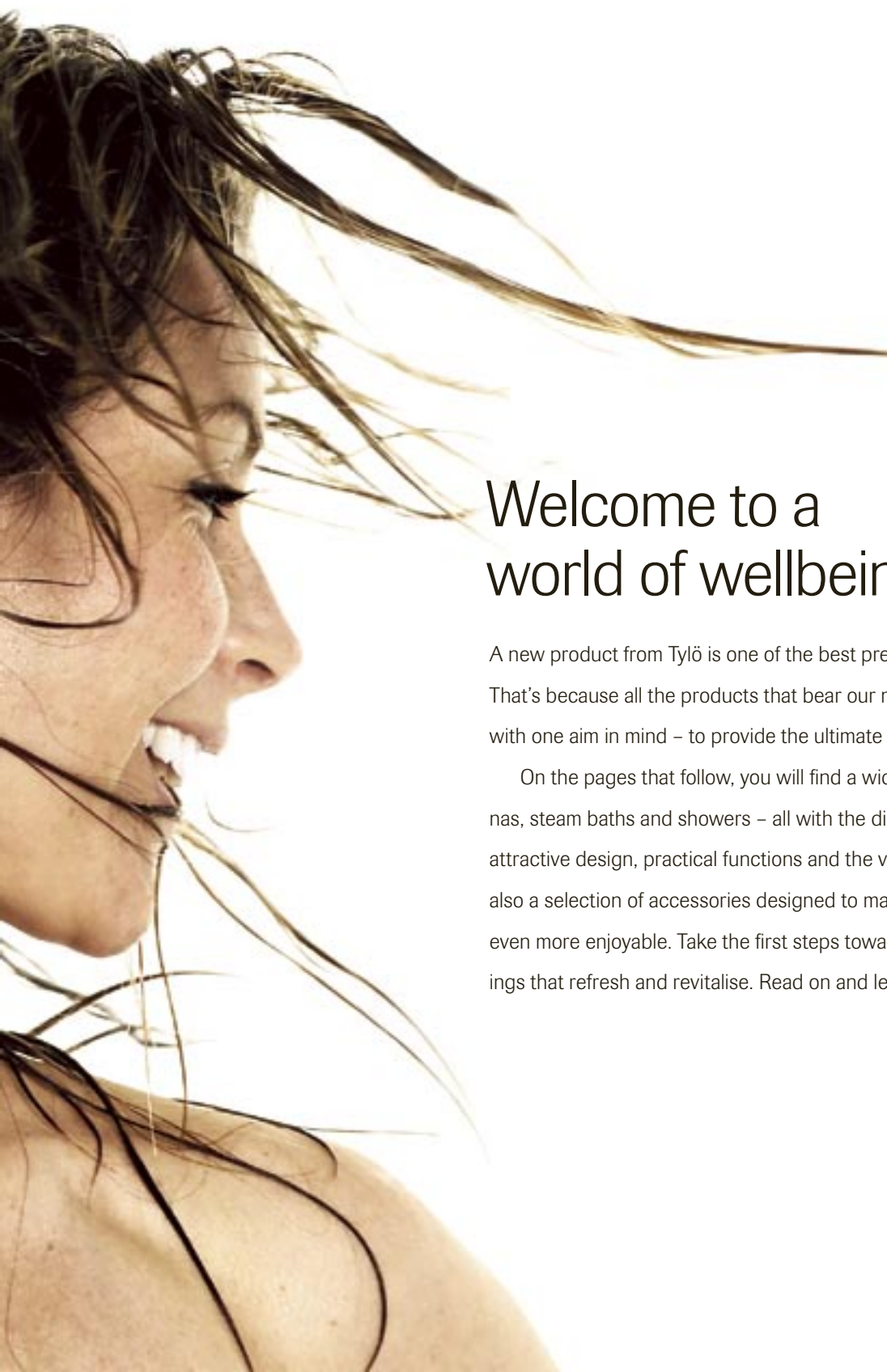
S A U N A S

S H O W E R S

S T E A M B A T H S

The 2nd Tylö Book





Welcome to a world of wellbeing.

A new product from Tylö is one of the best presents you can give yourself. That's because all the products that bear our name have been developed with one aim in mind – to provide the ultimate in wellbeing for body and soul.

On the pages that follow, you will find a wide range of products for saunas, steam baths and showers – all with the distinctive Tylö hallmarks of attractive design, practical functions and the very highest quality. There is also a selection of accessories designed to make every bathing experience even more enjoyable. Take the first steps towards true relaxation in surroundings that refresh and revitalise. Read on and let yourself be inspired ...

Contents.



Saunas.

Warmth and water	6
Quality and the environment	8
Different forms of bathing	10

Prefabricated sauna rooms

Introduction	12
We build – you reap the benefits	14
Classic sauna rooms	16
Grand Luxe sauna rooms	20
Alu Line sauna rooms	24
Round Vision sauna rooms	28
Space Vision sauna rooms	30
Midi Vision sauna rooms	34
Vital Vision sauna rooms	38

Infrared heat	40
Infra Multi-sauna	42
Layouts	44

Other sauna room products

Glazed sections	46
Sauna doors	48
Interior fittings	52

Sauna heaters for home saunas

Classic Tylö heaters	54
Tylö Mega heaters	60

Sauna heaters for public facilities

Classic Tylö heaters	62
Tylö Mega heaters	64

Other sauna rooms

Steam saunas at home	68
Steam saunas in public facilities	70
Wood-fired sauna stoves	72

Sauna accessories

Introduction	74
Accessory series	76
Heater guards & sauna stones	79
Lighting	80
Other accessories	82

Hints on sauna building	122
Keeping your sauna fresh	124



Showers.

Introduction	84
Showers that know no limits	86
Tylö Felicity Basic	88
Tylö Felicity Midi	90
Tylö Felicity Premium	92
Tylette Centre hydro-steam cabinet	98
Tylö corner showers	100

Steam baths.

Introduction	104
Tylö prefabricated steam rooms	106
Tylö Elysée	108
Tylö Excellent	110
Layouts	112
Tylö steam generators	114
Steam bath accessories	116
Doors	118
Tylö Special	120
Planning a steam room	125
About Tylö	126



Warmth and water.

Warmth and water are the basis for all life – and for all that we do here at Tylö. Since the early 1950s we have been developing, manufacturing and marketing high quality products that have helped raise bathing to the art of relaxation and enjoyment.

Today Tylö leads the way worldwide in creating inspiring environments for saunas, showers and steam bathing, both at home and in public facilities. We lead the field in terms of the breadth of our range, the quality and design of our products and the degree of technical innovation. And, to ensure that we can always be 100% certain of supplying the high quality that our customers have learned to expect of Tylö, we manufacture the components and assemble the equipment in our own purpose-built premises.

That's why a Tylö product is always the safest of choices when you want to enjoy the pleasures of warmth and water – or a combination of both – to the full.









Quality and the environment.

When you choose a product from Tylö, high quality comes as standard. Our quality-mindedness is reflected in all aspects of our operations, from design and product development to the choice of materials, manufacturing processes, service and support.

Quality is also evident in our commitment to the environment. Clean water as a source of health and pleasure forms the basis for all our shower products, for instance. That's why we take our responsibility to the environment seriously. Our manufacturing processes are completely clean. There are no harmful emissions from any stage of the production process. The timber we use comes from responsibly managed forests in Scandinavia, the Baltic states and North America. None of our timber is taken from the world's precious rain forests. All plastic components are manufactured from environmentally certified raw materials. And, last but not least, we make optimum use of the resources we consume. Timber waste is used for heating, plastic waste is ground into granules and every scrap of metal is recycled.

Concern for the environment is more than just a priority with us. It is yet another opportunity to demonstrate our commitment to quality – not least, the quality of life. Today and tomorrow.

Different humidity. Different temperatures. Different pleasures.

There are many ways to enjoy a bath, each one equally refreshing in its own particular way. When it comes to bathing with Tylö, the common denominators are relaxation and a sense of wellbeing for body and soul – either alone or in the company of family or friends. No matter what your personal preference, we have a wide range of quality products for you to choose from.

A brief description of the various bathing options follows. Simply choose one or more that you would like to enjoy whenever you wish to relax at home.



Traditional sauna.

Scandinavian sauna bathing takes two traditional forms. The classic sauna is best enjoyed at temperatures of 75–90°C in a relative humidity of 20–35%. Now and then you sprinkle a ladle of water over the hot sauna stones and feel the unique, tingling sensation as wave after wave of heat penetrates deep into your skin. Your pores open, you perspire freely and dead skin cells simply disappear in the shower. Rounding off by pouring water over the stones is part of the ritual.

A slightly more extreme variation on this theme is the dry sauna in very high temperatures (95–110°C) and an almost totally dry atmosphere. This form of sauna bathing is popular among those who like to feel the searing sensation of heat on their skin, when perspiration is the only way to cool the body. For devotees of traditional sauna bathing, we recommend a classic Tylö heater or a model from the Mega series.

Steam sauna.

A gentler form of sauna in 45–65°C, which many people experience as the ideal bathing temperature. A continuous and automatic supply of steam ensures constant humidity of 40–65%. The result is a more temperate bathing climate that tempts both young and old to linger a little longer. Just like traditional saunas, steam saunas produce the same sensation of clean, fresh skin and give you the same opportunity to unwind and relax both body and soul.

For that touch of ultimate luxury, you can perfume the air with invigorating herbs or fragrant essences. If you want to enjoy steam saunas and traditional hot and dry saunas, choose Tylö Combi – an ingenious solution that combines all the options in one single heater.

Steam bathing.

A steam bath is not to be confused with the steam sauna. To enjoy a modern steam bath you leave the realm of the wooden sauna cabin and relax instead in a specially designed room finished in glass, plastic or tiles. The humidity level is a constant 100%. However, the temperature doesn't rise above 40–45°C, so you can enjoy the experience for as long as you like and lose yourself in clouds of soothing steam.



If you are thinking of installing a steam bath at home, a practical solution is to let the same facilities serve as a conventional shower as well. Just complement your choice of a Tylö VA or VB steam generator with a mixer tap and a sprinkler. Alternatively, Tylette Centre and Tylö Felicity combine shower functions with an integral generator for steam bathing.

Infra saunas.

This form of bathing is based on infrared radiation and has little in common with sauna bathing as such. The equipment Tylö uses emits IR-B and IR-C radiation. This penetrates deep into the body and is widely used by beauticians the world over to enhance the efficacy of a number of skin treatments. Infrared radiation is also used as a medical therapy to alleviate the effects of rheumatism, tense muscles and similar aches and pains. It is a well-known fact that heat in all its forms stimulates the body and enhances the sensation of mental and physical wellbeing. So it's no exaggeration to say that Tylö infra cabins are an investment in good health, for body and soul alike.

As Tylö infrared panels are fully-contained separate units, they can also be installed in existing sauna rooms.

Multi-saunas.

Installing Tylö infrared panels together with a Tylö sauna heater in one and the same bathroom is the optimum solution. In addition to their other positive effects, infrared heaters heat up the sauna quickly. This means you can start the bathing cycle almost immediately, enabling you to squeeze in a relaxing sauna when you would otherwise not have had time.

Enjoying the benefits of infrared radiation on your body at the same time as the sauna heater heats up the air in the sauna room is a solution well worth considering – and one which satisfies all the different preferences of the family for the best possible bathing experience.

Saunas.

Would you like to invest in the feelgood factor? Reap the dividends of good health and vitality year after year? Simple! Invest in a sauna. More than just an opportunity to enjoy a variety of bathing options whenever you want, you'll also acquire a place to relax with family and friends. And your own personal refuge from the stress and worries of the world.

Planning a sauna as part of your new home or a renovation project is simple. Space is rarely a problem. And, if you let us at Tylö manufacture and supply your sauna as a prefabricated self-assembly package, installing it is simpler still. We offer a complete range of prefabricated saunas in all shapes and sizes – from compact home-bathroom models to large, exclusive facilities for hotel suites or corporate representation. And we also give you a choice of fittings and equipment.

If you have special requirements that aren't covered by our standard range, our skilled craftsmen are ready and willing to build you a fully customised sauna room, individually adapted to your wishes as regards size and design. After all, we have a reputation to maintain. It's not for nothing that Tylö is widely acclaimed as the world's leading sauna manufacturer.







We build – you reap the benefits.

Buying a prefabricated sauna room is not only the simplest and swiftest way to turn your dream of a sauna into reality. It's also the smartest and the safest, too. That way you can be sure of a really well-made sauna that will serve you well, year after year after year.

Building a sauna from scratch is not as easy as it may first seem. A good sauna is a work of craftsmanship. But more than that, it's also a construction that has to cope with everything from the extremes of searing dry heat at 100°C to billowing clouds of steam and 65% humidity. That's why it makes sense not only to choose a prefabricated sauna room, but also to choose one from Tylö.

We have been building sauna rooms

since the 1950s. We know what the huge variations in sauna bathing climates demand of the design and the materials used. We also know what you as a customer expect in the way of finish, function, fit and convenience.

The list below shows that we have taken all these factors and more into consideration. So building your own sauna doesn't have to be difficult at all. Just make sure you get a little help from the professionals.



Selected timbers – a proper sauna requires the proper wood. Tylö uses only genuine timber of the very highest quality.

Robust construction – Tylö saunas are built to cope with all types of bathing climate.

Effective insulation with mineral wool in wall and ceiling sections and heat-resistant polyester seals.

Perfect fit every time makes assembling walls, ceiling and fittings simple and straightforward.

Glazed wall sections give a sensation of space inside the sauna and keep bathers in touch with what is going on outside.

Tempered safety glass for extra security in all glazed surfaces.

Perfect ventilation with air supply and exhaust air vents placed in accordance with the Tylö principle. This makes use of the laws of physics to spread heat naturally and create different temperature zones in the sauna.

Broad, comfortable benches in solid wood with a sturdy construction and velvet smooth surfaces.

Contoured backrests enhance comfort in the sauna and help tired muscles to relax.

Elegant skirting panels screen off the gaps between benches.

Subdued lighting with light fittings concealed behind backrests or lampshades.

Prepared for simple electrical installation – conduits in the wall sections make electrical installation work quick and easy.

The best sauna doors – Tylö has a wide choice of alternatives, all built to cope with the huge differences in temperatures inside and outside the sauna without warping or becoming deformed.





Tylö Classic Corner Special with an external tiled finish to match the bathroom walls.



Classic sauna rooms.

If you ask people to describe a genuine sauna, the chances are that their description is more or less identical to a Tylö Classic room. The standard Classic model is the epitome of a traditional sauna, both inside and out.

At the same time, it's easy to adapt a Classic sauna room to its surroundings. Choose Classic Special if you want to add a finish that blends in perfectly with the rest of your bathroom décor. It's as versatile as your imagination.



THE CLASSIC STANDARD PACKAGE INCLUDES:

Thermally insulated wall and ceiling sections with spruce panelling • Sauna door in glass (DGM-72) • Interior fittings in aspen • Aluminium floor frame • Corner/ceiling mouldings • Air vents and assembly hardware

THE CLASSIC SPECIAL PACKAGE INCLUDES:

As above, excl. exterior panelling.





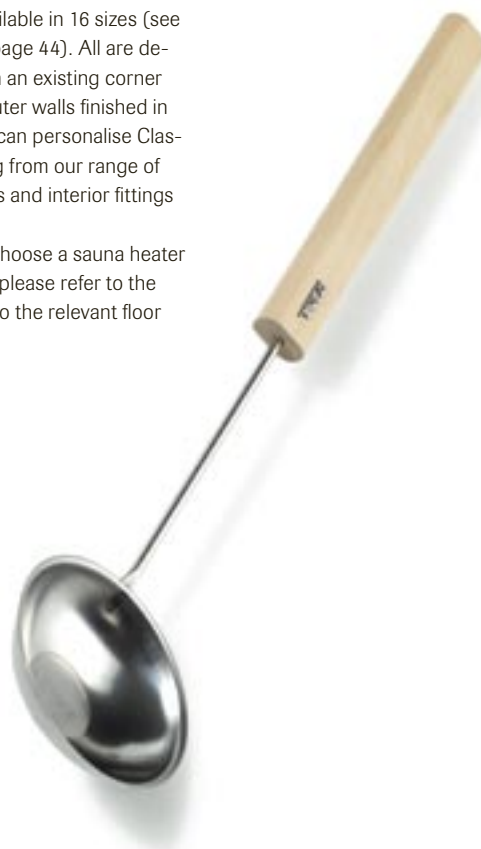
The characteristic feature of this classic sauna room is the beautiful blonde spruce panelling of the walls and ceiling. The knotty wood and the special scent help create the cosy, rustic appeal of this sauna room.


The tinted safety-glass door is set in a sturdy wooden frame and comes complete with a wooden handle and a magnetic catch. Once inside, your eye is met by aspenwood fittings: two generously proportioned benches in a split-level arrangement with skirting panels between. A contoured backrest adds to the pleasant, relaxing atmosphere.

In short – choose a Classic and you get a value-for-money sauna room in a traditional design. Plus the welcoming fragrance of real wood and resin into the bargain.

Classic rooms are available in 16 sizes (see floor layout plans on page 44). All are designed to be placed in an existing corner and come with two outer walls finished in covering panels. You can personalise Classic rooms by choosing from our range of glazed sections, doors and interior fittings (pages 46–53).

To make sure you choose a sauna heater with the right output, please refer to the information adjacent to the relevant floor plan.





Grand Luxe sauna rooms.

Grand Luxe rooms come in the same sizes and basic models as the Classic series. The difference is in the choice of timber – the panelling inside and out, plus all the interior fittings, are in natural blonde aspen.

Here too, you can give free rein to your imagination or adapt the exterior to your existing decoration. All you need is a little woodstain, for example.

The welcoming glass door, which can be hung to open either left or right, has a beautifully finished wooden handle and is set firmly into a solid wooden frame. Tinted safety glass and a magnetic door catch come as standard.



Grand Luxe sauna room with outside walls in a stained finish and glazed sections 52 and 52 VENT.



Inside, the sauna is generously appointed with two broad benches in a split-level design, skirting panels to screen off the gaps between, and an attractively contoured backrest concealing sauna lighting – all in elegant, slender strips of wood.

The tasteful combination of traditional style and coordinated materials ensures that the Grand Luxe sauna blends into most domestic environments. And, with so many sizes to choose from, you're sure to find one that's ideal for your home.

Grand Luxe rooms come in 16 sizes (see floor layout plans on page 44). All are designed to be placed in an existing corner

and have two outer walls finished in covering panels. If you want to personalise your sauna room, you can choose a different door, glazed sections, wall sections with aspen panels inside and out, and a variety of interior fittings from our range of accessories (pages 46–53). Choose Grand Luxe Special if you want to finish the outside of your sauna in tiles or other materials that match the rest of your bathroom décor. It's as versatile as your imagination.

To make sure you choose a sauna heater with the right output, please refer to the information adjacent to the relevant floor plan.



THE GRAND LUXE STANDARD PACKAGE INCLUDES:

Thermally insulated wall and ceiling sections with aspen panelling • Sauna door (DGP) in glass with wooden frame • Interior fittings in slender strips of alder • Light fittings for placing behind the backrest • Transformer • Aluminium floor frame • Corner/ceiling mouldings • Air vents and assembly hardware

THE GRAND LUXE SPECIAL PACKAGE INCLUDES:

As above, excl. exterior panelling.







Alu Line sauna rooms.

Alu Line is a popular series of sauna rooms characterised by clean lines and a highly distinctive design. Seen from the outside, the large expanses of glass and naturally anodised aluminium profiles create a sensation of restrained elegance that blends in effortlessly with most modern bathroom designs.

As soon as you step inside, you start to experience that genuine sauna feeling. The beautiful wood panelling and the concealed lighting behind the backrests generate a warm, welcoming atmosphere. At the same time, the exquisitely designed benches and backrests send out a clear signal that the Alu Line series belongs to the higher echelons of sauna design.



THE ALU LINE PACKAGE INCLUDES:

Thermally insulated wall and ceiling sections with aspen panelling • Interior fittings in slender strips of alder • Tempered safety glass in door and glazed wall sections, set in an aluminium frame • Light fittings for placing behind the backrest • Transformer • Wall plate for sauna heater • Components for concealing electric connections • Aluminium floor frame • Corner/ceiling mouldings • Air vents and assembly hardware




The rooms in the Alu Line series deserve all the attention they attract. The combination of clean, uncluttered lines and materials such as glass, wood and aluminium creates a harmonious appearance that is modern, yet timeless too.

The stylish glass door is protected by sleek, stainless steel trim around the edges

and has elegant handles, sealing strips and a magnetic catch. It can, of course, be hung to open either left or right.

Alu Line rooms come in four sizes, all of which feature space-saving corner doors. (See page 45 for floor plans and details of the optimum sauna heater output).





The large expanses of glass reveal tastefully designed fittings in narrow strips of alder wood. Indirect lighting adds extra appeal to the welcoming interior.

Round Vision sauna rooms.

The uniquely innovative shape of Round Vision has set a totally new standard for what a sauna room can look like. With its large expanses of glass, beautifully rounded front and alderwood frame, this sauna is not only an aesthetic exclamation mark in any contemporary bathroom, but also an ingenious solution for providing a sensation of space in settings where space is limited.




The rounded bow-front in smoked glass can be placed to the right or the left of the sauna room. The fully integrated hinged door, with its exquisitely designed handles and magnetic catch, can also be hung to open left or right. And, like all the other glazed sections, it is made from tempered safety glass. The decorative alderwood soffit follows the elegant lines of the room and incorporates recessed downlights for subtle, subdued lighting.

The inside walls and ceiling, like the rest of the interior fittings, are a tasteful combination of untreated light aspen with alder trim. Concealed lighting behind the contoured backrest of the comfortable sauna benches spreads a gentle glow throughout the room.

Round Vision comes in two sizes, specially designed for domestic bathrooms. (See page 45 for floor plans and details of the optimum sauna heater output.)

THE ROUND VISION PACKAGE INCLUDES:

Thermally insulated wall and ceiling sections with wooden panelling • Interior fittings in slender strips of natural alder • Glazed sections and door in tempered safety glass
Light fittings and transformer • Wall plate for sauna heater • Components for concealing electric connections • Aluminium floor frame • Corner/ceiling mouldings • Air vents
Assembly hardware









Space Vision sauna rooms.

The name says it all. Space Vision has been designed for those who enjoy saunas surrounded by light and a sensation of space. Among the most distinctive characteristics of this exclusive range of sauna rooms are the bold sweep of the rounded corner, the generous expanses of glass and the tasteful combination of different woods.



The gently rounded front edge of the bench feels extra comfortable against your legs – and provides further proof of Tylö's attention to detail.



Recessed downlights in the decorative soffit bathe the American alderwood of the external walls in an inviting, warm glow. The inside walls and ceiling in natural aspen form an attractive contrast to the slender strips of alder used for the interior fittings. The broad, comfortable benches come complete with skirting panels, while concealed lighting behind the specially contoured backrest enhances the welcoming appeal of the sauna.

The well-made glass door, like all the other glazed sections, is made of smoked,

tempered safety glass, set in a sturdy frame of American alder. The door has a handle with magnetic catch. And for maximum flexibility you can, of course, hang the door to open either left or right.

Space Vision comes in three models, all of which can be installed mirror-fashion. See the layouts on page 45, where you can also find out details about the best sauna heater for the different sizes of room.

THE SPACE VISION PACKAGE INCLUDES:

Thermally insulated wall and ceiling sections with wooden panelling • Interior fittings in slender strips of alder • Tempered safety glass in front section • Model 150 has corner access (DGR door) • Models 200 and 250 have front access (DGP door) • Light fittings and transformer • Wall plate for sauna heater • Components for concealing electric connections Aluminium floor frame • Corner/ceiling mouldings • Air vents • Assembly hardware







Midi Vision sauna rooms.

Yes, it is possible for a sauna to feel roomy and yet be compact in size at the same time! The new Midi Vision concept provides visible proof! This exclusive but welcoming design with practical corner access has been specially developed to fit elegantly into both public facilities and home spas.

The shape reflects many of the features of our other Vision models: an attractive exterior with large expanses of glass, and wall panels in the finest aspen, crowned with a decorative soffit with its own recessed downlights. The beautifully rounded glass door can be placed in either corner to open left or right, thus increasing the opportunities to install Midi Vision as part of a well-planned home spa. The door has a sturdy frame of alder and a handle with magnetic catch. The glass, like all other glazed surfaces, is tempered safety glass.

THE MIDI VISION PACKAGE INCLUDES:

Thermally insulated wall and ceiling sections in wooden panelling • Interior fittings in slender strips of American alder • Glass door DGR • Light fittings and transformer Wall plate for sauna heater • Components for concealing electric connections • Aluminium floor frame • Corner/ceiling mouldings • Air vents • Assembly hardware



The wood handle runs the full length of the gently rounded glass door.

Once inside, you are met by the same tasteful design as in Space Vision. The walls and ceiling are in blonde aspen, while the backrest, skirting panels and split-level benches are elegantly designed in slender strips of alder. The inviting interior is further enhanced by the pleasant glow from lamps concealed behind the contoured backrests.



The ceiling soffit is distinguished by exquisite carpentry work and the elegant recessed downlights.




The location of the sauna heater gives you full freedom to place the door on the left or right side of the room – see page 45.



Vital Vision, here with optional extra equipment such as TV, DVD player and refrigerator.

Vital Vision sauna room.

Vital Vision is without a doubt the most exclusive of all our prefabricated sauna rooms. With its specially selected materials, boldly innovative design and generously equipped features, Vital Vision raises the standard in any relaxation suite to the level of a custom-made sauna room.



The most striking feature is the rounded bar section in solid alderwood with a front of brushed aluminium. The bar is a pleasure to behold, at the same time as it is eminently practical with all its shelves and compartments, bottle rack and room for a small fridge, flatscreen TV and DVD player. Recessed downlights in the decorative soffit spread a gentle light over this natural focal point. Large expanses of glass in beautiful wooden frames keep bathers in touch with what is going on outside.

Inside, you are welcomed by the beautifully sculpted sauna benches and skirting panels, the comfortably contoured backrests and the gentle glow of the concealed lighting. This is a setting that turns every sauna into an experience to be remembered – and leaves every sauna bather feeling invigorated and exhilarated.

Vital Vision is a totally unique design, so it is available in one size only. For dimensions and layout, see page 45. Choose a Tylö wall-mounted 8–10 kW sauna heater to complete the room.



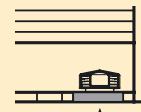
THE VITAL VISION PACKAGE INCLUDES:

Thermally insulated wall and ceiling sections in wooden panelling • Shelving section Bar • Glass door DGP • Light fittings and transformer • Interior fittings in slender strips of American alder • Walls fitted with conduits for electric cables • Aluminium floor frame Corner/ceiling mouldings • Air vents • Assembly hardware

Freedom of choice is yours – by design.

Here you have a bird's eye view of all our complete, prefabricated sauna rooms. You can see sizes, the correct location of the sauna heater and the layout of the interior fittings. All our sauna rooms can also be installed mirror fashion. You can also see which standard wall sections can be replaced by glazed sections. For the sake of clarity we also indicate the optimum heater output for each of the rooms.

All you need to do is measure, compare and decide which sauna room is the best for you.



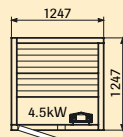
Wall sections shaded in dark grey can be replaced by glazed sections. (See description on pages 46–47.) Please state which wall sections you wish to replace with glazed sections when ordering your sauna room.

Classic & Grand Luxe

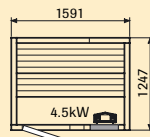
(External roof height 2010 mm for all models)

See current pricelist for article number for respective model and size.

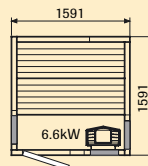
1212



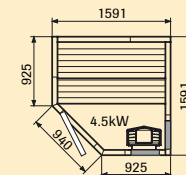
1612



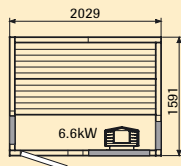
1616



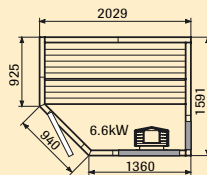
1616 Corner



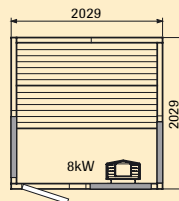
2016



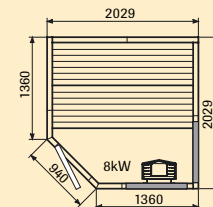
2016 Corner



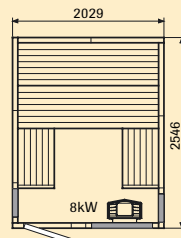
2020



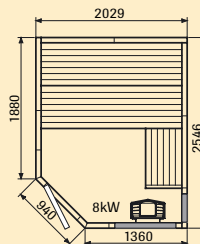
2020 Corner



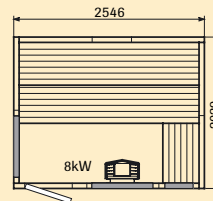
2025



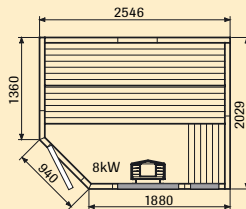
2025 Corner



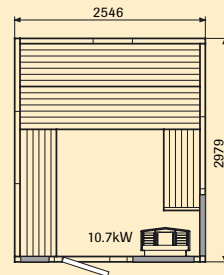
2520



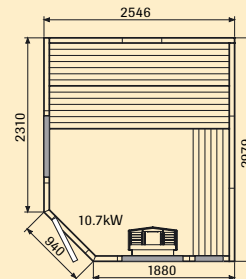
2520 Corner



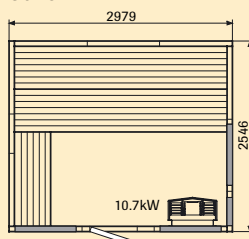
2530



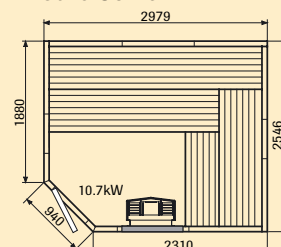
2530 Corner



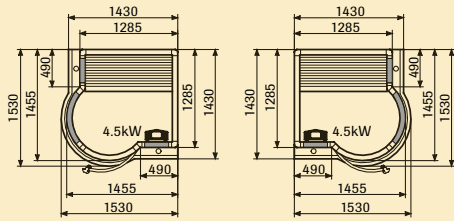
3025



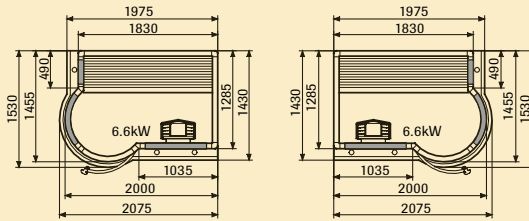
3025 Corner



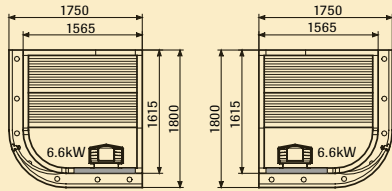
Round Vision 150
(External roof height 2030 mm)



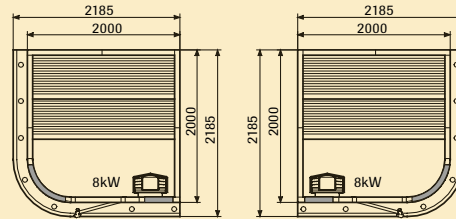
Round Vision 200
(External roof height 2030 mm)



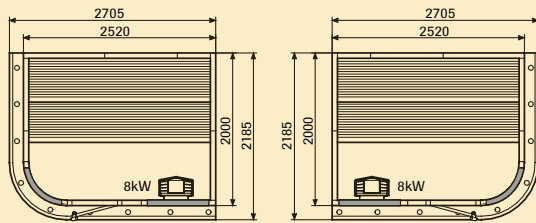
Space Vision 150. corner access.
(External roof height 2030 mm)



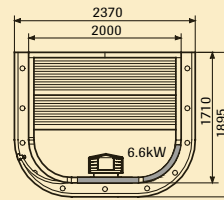
Space Vision 200, front access.
(External roof height 2030 mm)



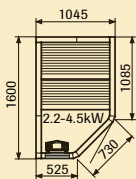
Space Vision 250. front access.
(External roof height 2030 mm)



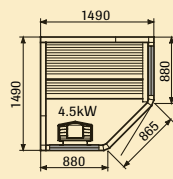
Midi Vision
(External roof height 2030 mm)



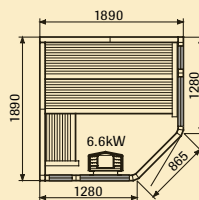
Alu Line 100*
(External roof height 1920 mm)



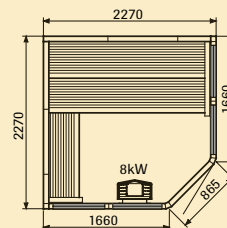
Alu Line 150**
(External roof height 1920 mm)



Alu Line 190**
(External roof height 1920 mm)



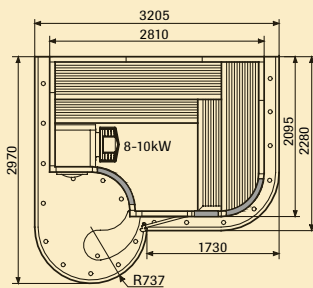
Alu Line 225**
(External roof height 1920 mm)



* Sauna room can also be installed mirror fashion.

** Interior fittings can also be installed mirror fashion.

Vital Vision
(External roof height 2030 mm)





Glazed sections.

As the world's leading sauna manufacturer Tylö offers you the opportunity to create the sauna of your dreams – even when you choose a prefabricated construction. You can always transform the interior and exterior design of the sauna with alternatives and accessories from the Tylö range.

Replacing panelled walls with glass enhances the sensation of space, lets in more light and increases the pleasure of sauna bathing. You can keep in touch with what's happening outside the sauna room and turn your entire relaxation suite into a single, fully integrated unit. And, as the glazed sections are all made by Tylö, you can be sure that they meet the very highest criteria for safety and the quality of the finish.



Prefabricated glazed sections in 6 mm tempered safety glass with solid wood frames in naturally blonde alder or natural aspen, which is slightly darker in shade.

The glazed sections shown here are recommended for use in Classic and Grand Luxe sauna rooms. The layouts on the previous spread show which wall sections may be replaced by glazed sections.

Glazed section 95

Smoked, tempered safety glass in a solid wood frame. Height 1900 mm, Width 950 mm.

Aspen (Art. no. 9512 6051)

Alder (Art. no. 9103 5060)

Glazed section 95 VENT

As above, but with a wall vent and wall panel for installing a sauna heater.

Aspen (Art. no. 9512 6053)

Alder (Art. no. 9103 5050)

Glazed section 52

Smoked, tempered safety glass in a solid wood frame. Height 1900 mm, Width 520 mm.

Aspen (Art. no. 9512 6055)

Alder (Art. no. 9103 5040)

Glazed section 52 VENT

As above, but with a wall vent and wall panel for installing a sauna heater.

Aspen (Art. no. 9512 6057)

Alder (Art. no. 9103 5030)



Sauna doors.

Every door that bears the Tylö name is of the very highest quality, specially manufactured to withstand the extreme differences in temperature inside and outside the sauna without warping or becoming deformed. All Tylö doors are equipped with a safe, reliable magnetic catch and can be hung to open either left or right.

Would you like a sauna door in a different size or different material? Simply request a quotation.



Sauna door DW-190 Spruce

(Art. no. 9103 0010)

Classic model with one large window in tinted, tempered safety glass and beautiful knot-free spruce panelling inside and out.

Frame size: 1900 x 710 x 68 mm, width of opening 1738 x 598 mm.

Sauna door DW-190 Aspen

(Art. no. 9103 0000)

As above, but panelled inside and out with blonde aspen. Frame size: 1900 x 710 x 68 mm, width of opening 1738 x 598 mm.



Sauna door DGM-63-190 Aspen

(Art. no. 9103 1050)

Door of tinted, tempered safety glass set in a frame of aspen. Sturdy aluminium hinges concealed beneath a decorative, stainless steel housing. Comes complete with silicone sealing strip. Frame size: 1900 x 622 x 68 mm, width of opening 1738 x 510 mm.

Sauna door DGM-63-190 Spruce

(Art. no. 9103 1060)

As above, but with a door frame of aspen.

Sauna door DGM-72 -190

As above, but with frame 1900 x 710 x 68 mm and width of opening 1738 x 598 mm.

Door frame of spruce (Art. 9103 1020)

Door frame of aspen (Art. 9103 1000)

Door frame of alder (Art. 9103 1010)

Sauna door DGM-72-200 Spruce

(Art. no. 9103 1030)

As above, with spruce frame 2000 x 710 x 68 mm and width of opening 1888 x 598 mm.

Sauna door DGM-72-210 Spruce

(Art. no. 9103 1040)

As above. Frame size: 2100 x 710 x 68 mm, width of opening 1988 x 598 mm.



Sauna door DGM-93T-210 Spruce
(Art. no. 9103 1070)

Door of tinted, tempered safety glass set in a frame of spruce. Sturdy aluminium hinges concealed beneath a decorative, stainless steel housing. Comes complete with silicone sealing strip. An extra wide opening and no sill for easy wheelchair access.

The door leaf is reinforced with a protective, stainless steel edging strip. Frame size: 2100 x 930 x 68 mm, width of opening 2029 x 818 mm.



Sauna door DGP-190 Alder
(Art. no. 9103 2010)

Exclusive sauna door in 6 mm tinted, tempered safety glass set in a sturdy frame of solid alder. Magnetic catch. The elegant handle runs the full height of the door. Frame size: 1900 x 710 x 68 mm, width of opening 1738 x 598 mm.

Sauna door DGP-190 Aspen

(Art. no. 9103 2000)

As above, but with a frame of aspen. Frame size: 1900 x 710 x 68 mm, width of opening 1738 x 598 mm.



Sauna door DGR-190 Alder

(Art. no. 9103 2020)

A truly exclusive sauna door. Made of bowed 6 mm tinted, tempered safety glass in a frame of solid alder. Handle with magnetic catch. Frame size: 1900 x 786 x 71 mm, width of opening 1788 x 618 mm.



Automatic door-closer

(Art. no. 9030 1030)

Fits to the side of the door with the hinges, to close the door from a fully open position. For gentle, controlled closure, complement this with the hydraulic shutting device described below.



Shutting device for wooden doors

(Art. no. 9030 1000)

May be combined with the door-closer above to close wooden sauna doors gently and smoothly.

Shutting device for glass doors

(Art. no. 9030 1010)

May be combined with the door-closer above to close glass sauna doors gently and smoothly.



Interior fittings in narrow strips of alder.

Interior fittings.

Buying the interior fittings ready-made saves time when building a sauna, or when renovating or refurbishing your old sauna room.

All the products featured here are available in three finishes, aspen in broad strips, or alder or aspen in slender strips. All three alternatives combine a modern design with the time-honoured sensation of true craftsmanship – and all can be sawn to size for a perfect fit.

For full details of the sizes of all our prefabricated sauna rooms, please refer to the sauna room layouts on pages 44–45.



Interior fittings in narrow strips of aspen.



Interior fittings in broad strips of aspen.

SAUNA BENCHES

Prefabricated sauna benches in solid aspen or alder. Sturdy glued-and-dowelled construction with no visible screws. Can be sawn to the desired length.

BENCHES Type	Size (mm)	Aspen (broad strips) Art. no.	Aspen SR (narrow strips) Art. no.	Alder SR (narrow strips) Art. no.
Bench 75	755 x 480	9023 1200	9023 1400	9023 1300
Bench 107 S	1070 x 397	9023 1202	9023 1402	9023 1302
Bench 107	1070 x 480	9023 1203	9023 1403	9023 1303
Bench 127	1275 x 480	9023 1205	9023 1405	9023 1305
Bench 142 S	1420 x 397	9023 1207	9023 1407	9023 1307
Bench 142	1420 x 480	9023 1208	9023 1408	9023 1308
Bench 171	1710 x 480	9023 1210	9023 1410	9023 1310
Bench 181	1810 x 565	9023 1213	9023 1412	9023 1312
Bench 185 S	1850 x 480	9023 1218	9023 1414	9023 1314
Bench 185	1850 x 565	9023 1220	9023 1415	9023 1315
Bench 237	2370 x 565	9023 1230	9023 1420	9023 1320
Bench 280	2800 x 565	9023 1240	9023 1425	9023 1325

SKIRTING PANELS

Prefabricated wooden panels used to screen off the gap between benches. Made from the finest aspen or alder. Can be sawn to the desired length.

SKIRTING PANELS Type	Size (mm)	Aspen (broad strips) Art. no.	Aspen SR (narrow strips) Art. no.	Alder SR (narrow strips) Art. no.
Skirting 75	755 x 320	9039 4060	9039 4300	9039 4100
Skirting 107	1070 x 320	9039 4061	9039 4305	9039 4105
Skirting 127	1275 x 320	9039 4062	9039 4310	9039 4110
Skirting 142	1420 x 320	9039 4063	9039 4315	9039 4115
Skirting 171	1710 x 320	9039 4064	9039 4320	9039 4120
Skirting 181	1810 x 320	9039 4065	9039 4325	9039 4125
Skirting 185	1850 x 320	9039 4066	9039 4330	9039 4130
Skirting 237	2370 x 320	9039 4067	9039 4335	9039 4135
Skirting 280	2800 x 320	9039 4068	9039 4340	9039 4140

BACKRESTS

These prefabricated backrests in aspen or alder are comfortably shaped and also conceal the light fittings to create pleasant subdued lighting in the sauna room. Can be sawn to the desired length.

BACKRESTS Type	Size (mm)	Aspen (broad strips) Art. no.	Aspen SR (narrow strips) Art. no.	Alder SR (narrow strips) Art. no.
Backrest 99	990 x 270	9039 3000	9039 3200	9039 3100
Backrest 119	1190 x 270	9039 3005	9039 3205	9039 3105
Backrest 138	1380 x 270	9039 3010	9039 3210	9029 3110
Backrest 174	1740 x 270	9039 3015	9039 3215	9039 3115
Backrest 214	2140 x 270	9039 3020	9039 3220	9039 3120
Backrest 226	2260 x 270	9039 3025	9039 3225	9039 3125
Backrest 269	2690 x 270	9039 3035	9039 3235	9039 3135

ARMRESTS

Prefabricated armrests for safety and support when sauna benches do not span the full distance between walls. Manufactured in aspen and alder.

ARMRESTS Type	Size (mm)	Aspen (broad strips) Art. no.	Aspen SR (narrow strips) Art. no.	Alder SR (narrow strips) Art. no.
Armrest	510 x 750	9039 4200	9039 4204	9039 4202

About Tylö.

The Tylö name is a registered trademark in 74 countries all over the world. The company was founded in 1949 by Sven-Olof Janson.

Tylö AB is a well-established manufacturer with considerable market shares and all the resources necessary to ensure stable growth. This provides the foundation that makes Tylö AB a secure partner for the future.

Our highly successful concept is built on offering products of high quality which promote relaxation, enjoyment and the pleasure of bathing. All the products that bear our name have been developed and manufactured by Tylö. Today our products are exported to more than 80 countries on every continent, and export sales currently account for more than 75% of our total production.

The Tylö factory is located in a modern industrial area close to the centre of Halmstad, Sweden. The factory has been extended more than a dozen times since 1959, most recently to give a factory floor area of 30,000 sq.m. The company has enjoyed an AAA credit rating (Dun & Bradstreet) for many years and all investments in land, buildings and machinery have been financed with internal resources.

TYLÖ®

Registered office, factory and warehouse: Svarvaregatan 6, SE-302 50 Halmstad, Sweden
Tel: +46 35-299 00 00 • Fax: +46 35-299 01 98 • E-mail: info@tylo.se • Website: www.tylo.com

Produced in cooperation with:

Layout and production: hstd reklambyrå.

Text: Gert-Åke Kegg. Photos: Anders Sällström, Göran Örtegren, and others. Stylist: Kicki Lindblom. Print: Skånetryck. Translation: AB Språkman

We would also like to express our thanks to: Danzani, Svenska Kakel and Sea Lounge, www.sealounge.se.

© The contents of this publication may not be reproduced in part or in whole without written permission from Tylö. Tylö reserves the right to amend specifications of materials, construction and design.

